



MYSTIC LINE

FOUR STANDARD LENGTHS

395 

855 

1255 

1655 

AMBIENT LED LIGHTING

The handle achieves its perfect appearance with elegant pearl lighting.

SHAPE AND PATTERN

The handle latch has a designated area where you can design your own shape, pattern, or illuminated inscription.




THE MOST ADVANCED SMART HANDLE FOR ENTRY DOORS ON THE MARKET

- ☐ An innovative electronic operating system, via a motor and built-in spring for automatic opening and closing of the handle latch.
- ☐ The shallow depth of the handle allows for sufficient insulation.
- ☐ No risk of hand injury when opening and no possibility of break-ins through the handle.
- ☐ Service exclusively from the outside.




WHISPER LINE

TWO LENGTHS


1200 


1600 

HANDLE THICKNESS





 Ø 46 mm

ACCESSORIES

 Fingerprint scanner
on the mount

 LED lighting on the mount

SURFACE FINISHES OF MOUNTS

-  Satin finish (standard)
-  Powder coating (standard black)
-  Powder coating (custom)
-  Polishing



CUSTOMISE YOUR DOORS WITH A PERSONALISED DESIGN

DESIGN AND DEVELOPMENT OF YOUR EXCLUSIVE LINE OF HANDLES

We turn your visions into reality with our flexible and innovative approach to custom design, fully capturing the spirit of your brand.

UNIQUE MARK WITH LASER ENGRAVING

To enhance communication with your customers, we offer engraving, from logos to personalised inscriptions, giving your products a personal touch.



VISION LINE - HANDLE INSERT WITH YOUR CHOICE OF MATERIAL

You can use any artistic depiction for the insert or the same material as the door's surface. This achieves a synchronised design expression that speaks of thoughtfulness and attention to detail, establishing a sense of completeness and sophistication.



LENGTHS, DISTANCES, AND CURVATURES OF HANDLES

We offer the option to adjust the lengths and distances between mounts for all handles. The Arcus line also allows for any radius of curvature.

POWDER COATING

Revitalise your handles with a choice of colours from the RAL or other colour scales.

INCREASED HANDLE COMFORT

In line with contemporary trends, we incorporate the latest technologies such as fingerprint scanners, ambient LED lights, and doorbell or unlocking buttons, adding practical comfort to your entrance doors.





MOUNT
PATENTED
INNOVATION

REVOLUTION IN
THE FIELD OF
INSTALLATION
OF FINGERPRINT
SCANNERS AND
LIGHTING


THE SCANNER IS
ERGONOMICALLY
AND DISCREETLY
INTEGRATED IN
THE MOUNT




VISION LINE / S

TEN STANDARD LENGTHS

Without a fingerprint scanner



With a fingerprint scanner



HANDLE INSERTS

- Wood (oak or walnut)
- Black glass
- Aluminium painted (standard black)
- Aluminium painted (custom)
- Own material (same as door material)

HANDLES WITH ROUNDED EDGES

- Aesthetically and technically refined, rounded handle edge


ACCESSORIES

- Fingerprint scanner on the handle
- Fingerprint scanner on the GrifFinger mount
- Stainless steel plate
- Laser engraving on the stainless steel plate
- LED lighting

SURFACE FINISHES

- Satin finish (standard)
- Powder coating (custom)







VISION LINE / C

TEN STANDARD LENGTHS






Without a fingerprint scanner




With a fingerprint scanner









HANDLE INSERTS

-  Wood (oak or walnut)
-  Black glass
-  Aluminium painted (standard black)
-  Aluminium painted (custom)
-  Own material
(same as door material)



HANDLES WITH OPEN EDGES

-  Elegantly and carefully crafted handle edges

ACCESSORIES

-  Fingerprint scanner on the handle
-  Fingerprint scanner on the mount
-  Stainless steel plate
-  Laser engraving on the stainless steel plate
-  LED lighting
- 

SURFACE FINISHES

-  Satin finish (standard)
-  Powder coating (custom)



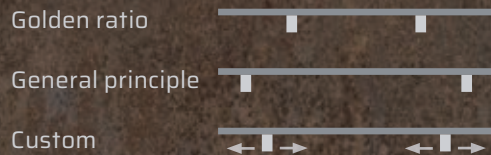


PRIME LINE / PURE

TEN STANDARD LENGTHS



DISTANCE BETWEEN MOUNTS



HANDLE THICKNESS

- Ø 34 mm for handles with electric power and fingerprint scanner
- Ø 30 mm


ACCESSORIES

- Fingerprint scanner on the handle or mount
- Button for the doorbell or unlocking with or without light
- LED lighting on the handle or mount
- Laser engraving

SURFACE FINISHES

- Satin finish (standard)
- Polishing
- Powder coating (standard black)
- Powder coating (custom)





PRIME LINE / BOLD

TEN STANDARD LENGTHS

600	
800	
1000	
1200	
1400	
1600	
1800	
2000	
2200	
2400	

DISTANCE BETWEEN MOUNTS

Golden ratio	
General principle	
Custom	

SQUARE SHAPED HANDLES




30 x 30

ACCESSORIES

- Fingerprint scanner on the handle or mount
- Button for the doorbell or unlocking with or without light
- LED lighting on the handle or mount
- Laser engraving

SURFACE FINISHES

- Satin finish (standard)
- Polishing
- Powder coating (standard black)
- Powder coating (custom)



PRIME LINE / LEAN

TEN STANDARD LENGTHS

600	
800	
1000	
1200	
1400	
1600	
1800	
2000	
2200	
2400	

DISTANCE BETWEEN MOUNTS

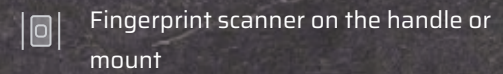
Golden ratio	
General principle	
Custom	

RECTANGULAR SHAPED HANDLES

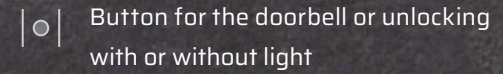


20 x 40

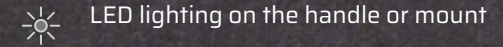
ACCESSORIES



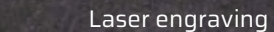
Fingerprint scanner on the handle or mount



Button for the doorbell or unlocking with or without light

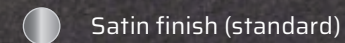


LED lighting on the handle or mount

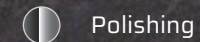


Laser engraving

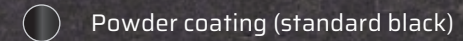
SURFACE FINISHES



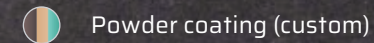
Satin finish (standard)




Polishing



Powder coating (standard black)



Powder coating (custom)





PRIME LINE / DIAMOND

TEN STANDARD LENGTHS



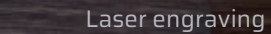
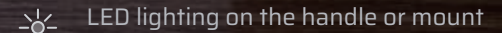
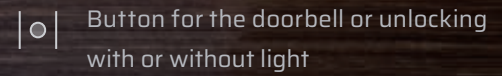
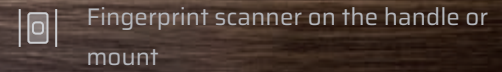
DISTANCE BETWEEN MOUNTS



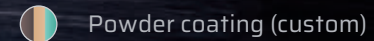
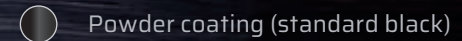
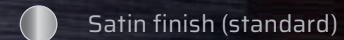
DIAMOND OR RHOMBUS SHAPED HANDLES




ACCESSORIES









SURFACE FINISHES





PRIME LINE / TRIUMF

SIX DIFFERENT VERSIONS

-  40 x 40 mm + welded mounts
-  30 x 30 mm + welded mounts *
-  30 x 30 mm
-  Ø 30 mm + welded mounts *
-  Ø 30 mm *
-  Ø 40 mm





*do not support fingerprint scanner

TEN STANDARD LENGTHS





600	
800	
1000	
1200	
1400	
1600	
1800	
2000	
2200	
2400	



Custom size option available

SURFACE FINISHES

-  Satin finish (standard)
-  Polishing
-  Powder coating (standard black)
-  Powder coating (custom)

ACCESSORIES


-  Fingerprint scanner
-  Laser engraving
-  Button for the doorbell or unlocking with or without light
-  LED lighting




PRIME LINE / ARCUS

TWO PROFILE SHAPES


☐ Curved round or square handles.

 30 x 30 mm


 Ø 30 mm


☐ Length and curves customisable.


ACCESSORIES


 Laser engraving (only on square Arcus)

SURFACE FINISHES

 Satin finish (standard)

 Polishing


 Powder coating (standard black)

 Powder coating (custom)



PRIME LINE / EXODUS





PROFILE SHAPE



FOUR STANDARD SIZES



SURFACE FINISHES

-  Satin finish (standard)
-  Polishing
-  Powder coating (standard black)
-  Powder coating (custom)

PRIME LINE / CVU





THREE SHAPES




PROFILE SHAPE



SURFACE FINISHES

-  Satin finish (standard)
-  Polishing
-  Powder coating (standard black)
-  Powder coating (custom)




ECONOMY LINE

EIGHT STANDARD LENGTHS


600	
800	
1000	
1200	
1400	
1600	
1800	
2000	

DISTANCE BETWEEN MOUNTS


Golden ratio	
General principle	





HANDLE THICKNESS

 Ø 30 mm


ACCESSORIES

 Fingerprint scanner
on the mount

 LED lighting on the mount

 Laser engraving

SURFACE FINISH

 Satin finish (standard)



GRIFFING DOOR LEVERS

TECHNICAL DETAILS

- ☐ The lever is the most stressed component on entrance doors, hence it is made with precision and a strong spindle.
 - ☐ Most levers are adaptable for either the left or right side.
 - ☐ Levers are manufactured from stainless steel (A2/EN 1.4305 / AISI 304 L).
 - ☐ All levers are only compatible with Griffing spindles!
-





ROSETTES FOR SPINDLES AND LOCKS



COMPACT CONSTRUCTION


- ☐ A built-in ball bearing in the spindle ensures lasting stability and smooth rotation.
- ☐ A powerful spring is fitted for a firm feel when pressing the lever.
- ☐ With proper installation, levers do not wobble. Consequently, their lifespan is extended, and they add a sense of compactness to the door upon touch.

SURFACE FINISHES FOR CERTAIN DOOR LEVER MODELS

-  Satin finish (standard)
-  Polishing (on order)
-  PVD black or gold
-  Powder coating (optional)




OTHER TREATMENTS

-  Laser engraving









GRI 11



GRI 16 S



GRI 36 S



GRI 14 S



GRI 301 S



GRI 61 S



GRI 42 S



GRI 14 Z



GRI 17 S



GRI 21 S



GRI 401 S



GRI 14 C





GRI 302 S



GRI 400 S




GRI 402 S



GRI 68 S



GRI 302 Z



GRI 40 S



GRI 38 S



GRI 330 S



GRI 302 C



GRI 305 S



GRI 303 S



GRI 300 S



ROSETTES FOR LOCKS

STANDARD ROSETTES

☐ Recommended for the interior side of entrance doors.





ADHESIVE ROSETTES

☐ Recommended for the interior side of entrance doors.



SECURITY ROSETTES

☐ Recommended for the exterior side of entrance doors.
☐ Rosettes come in various depths and are flush with the cylinder.



RECESSED ROSETTES

☐ Recommended for the exterior side of entrance doors.
☐ The rosettes are of varying depths and flush with the cylinder.



The rosettes are entirely made of stainless steel with precisely crafted edges.
